

PARENT-TEACHER PAGE


Paste a photograph of the student




Name:

Roll No: Class & Sec:

Fill colours



My right hand palm print





Let us sing
the poem
with the
teacher

A
B
C



Head, shoulders

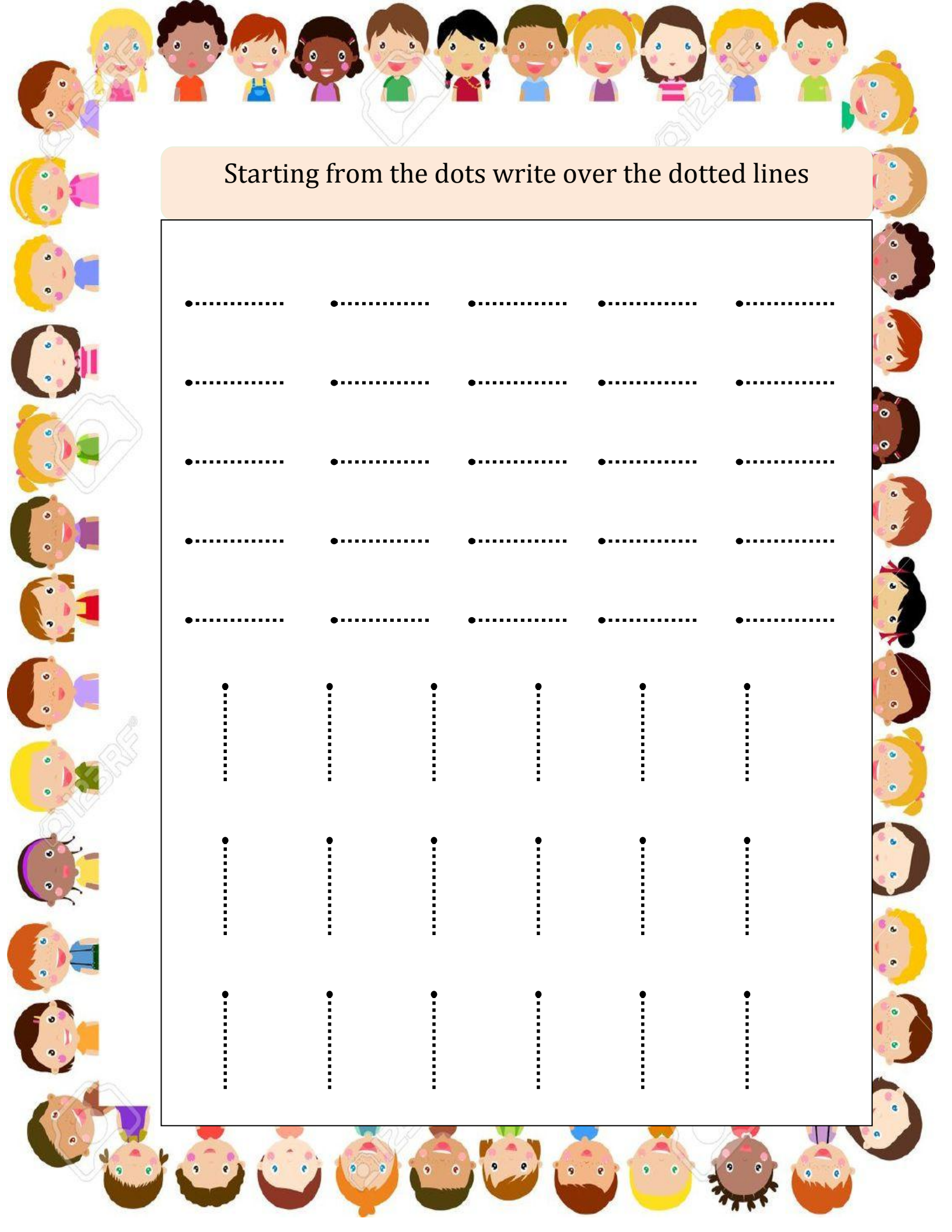
Head, shoulders, knees and toes.
And eyes, and ears, and mouth, And nose.
Head, shoulders, knees and toes,

March marchmarch Let us all March
March MarchMarch Get your body charged

Jump JumpJump, Lets all Jump
Jump JumpJump, make your muscle pump

Punch PunchPunch, Lets all Punch
Punch PunchPunch, Have a hearty munch





Starting from the dots write over the dotted lines

.....

.....

.....

.....

.....

.....

.....

.....

.....

.....

.....

.....

.....

.....

.....

.....

.....

.....


.....

.....


.....

.....

.....



Starting from the dots write over the dotted lines



A E O U N A C A

Let's identify the picture and learn the alphabets

C

F

A



D

J

V

O



C

E

D

V

F

C



A

A

B

J

B D H A U A J



A B C D E F

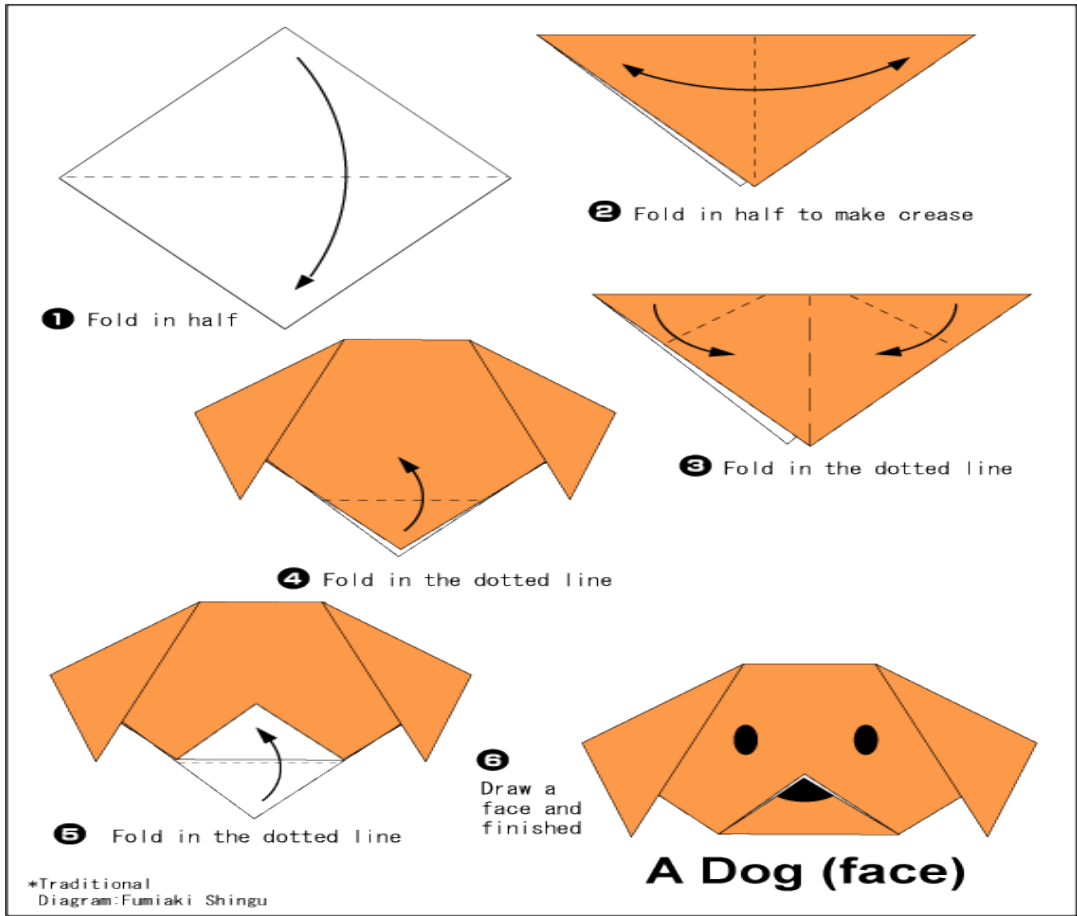
A B C D E F

a b c d e f


a b c d e f

Fill colours





Fold a craft paper and make a dog. Paste in the space.



A B C D E F G

Z

Y

X

W

V

U

T

S

R

Q

P

O

N

H

I

J

K

L

M

Let's Identify the picture and learn the alphabets





G H I J K L M

G H I J K L M

Blank handwriting practice lines consisting of three horizontal lines (top, middle dashed, bottom) repeated three times.

g h i j k l m

g h i j k l m

Blank handwriting practice lines consisting of three horizontal lines (top, middle dashed, bottom) repeated three times.



Colour the fruit basket


I love eating fruits




Emotions

My name is _____

Draw the faces



I'm happy



I'm sad



I'm sleepy



I'm afraid



Let's identify the picture and learn the alphabets





N O P Q R S T

N O P Q R S T

Blank handwriting lines for practice.

Blank handwriting lines for practice.

Blank handwriting lines for practice.

n o p q r s t

n o p q r s t




Blank handwriting lines for practice.

Blank handwriting lines for practice.


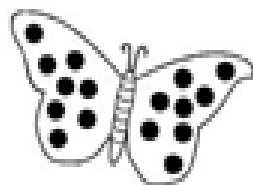




Blank handwriting lines for practice.



COLOUR THE FLOWERS



Draw a line to match the
parents to their babies.



U u



V v



W w



X x



Y y



Z z





U V W X Y Z

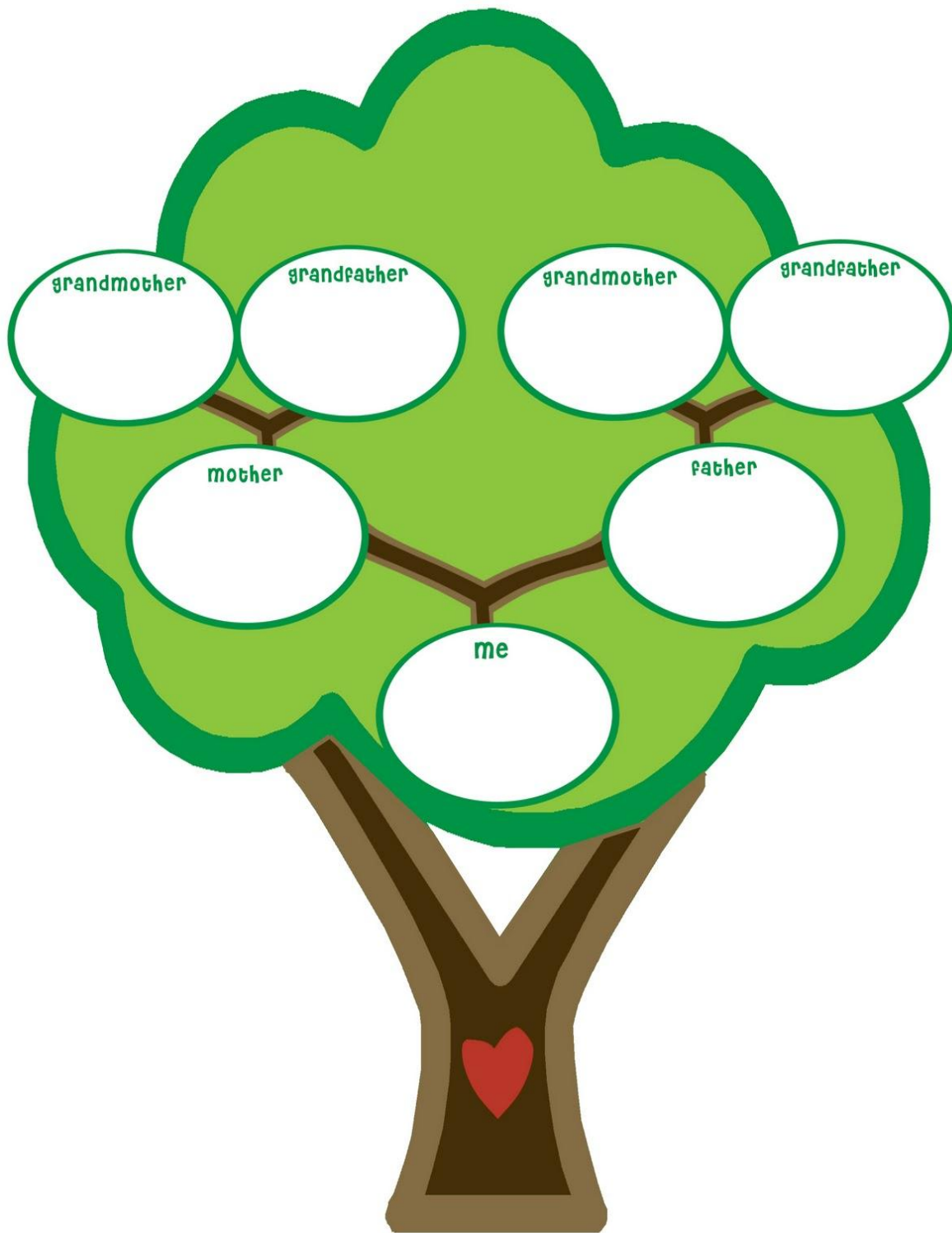
u v w x y z

u v w x y z

u v w x y z



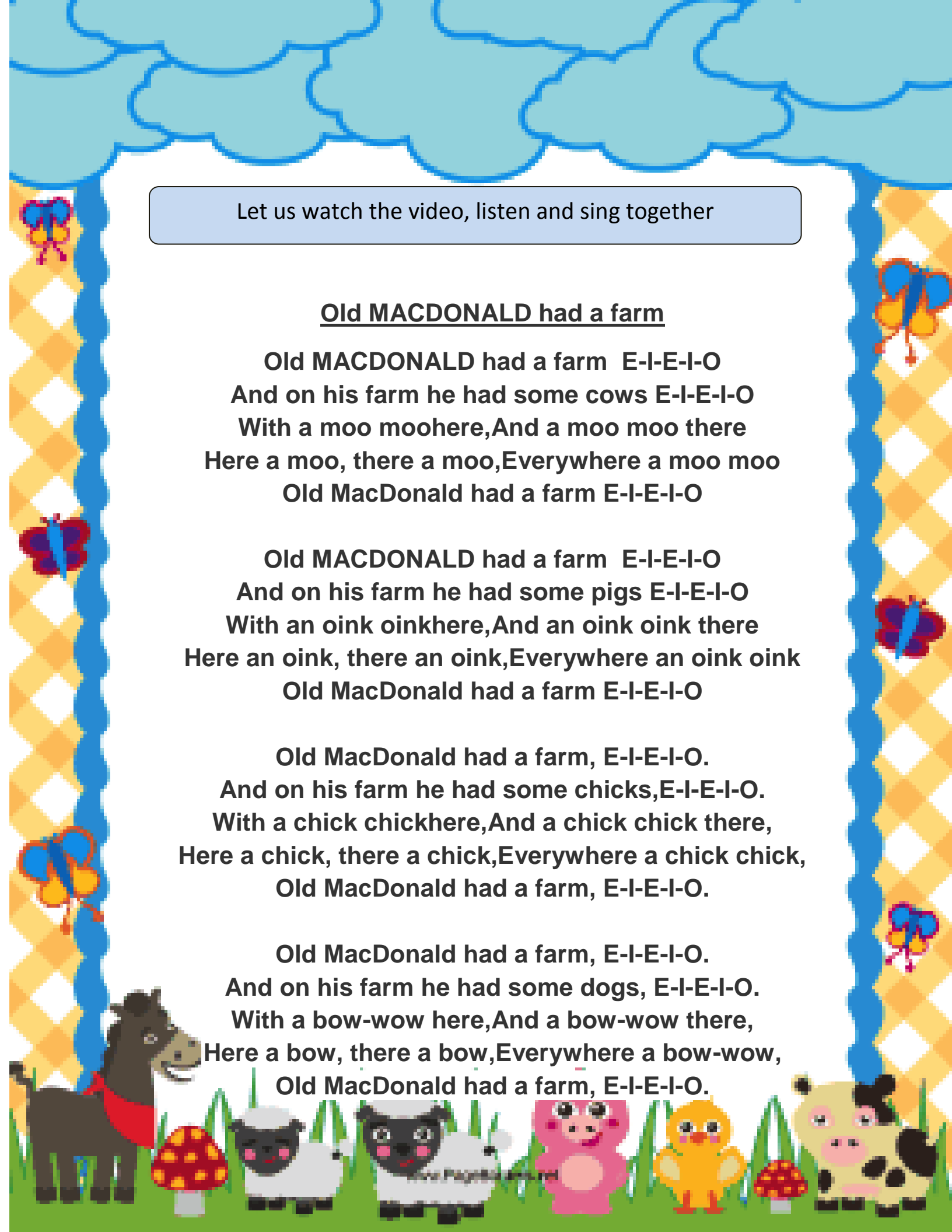
Paste the photographs of your family members and make a family tree.



my family tree

Colour the dustbin





Let us watch the video, listen and sing together

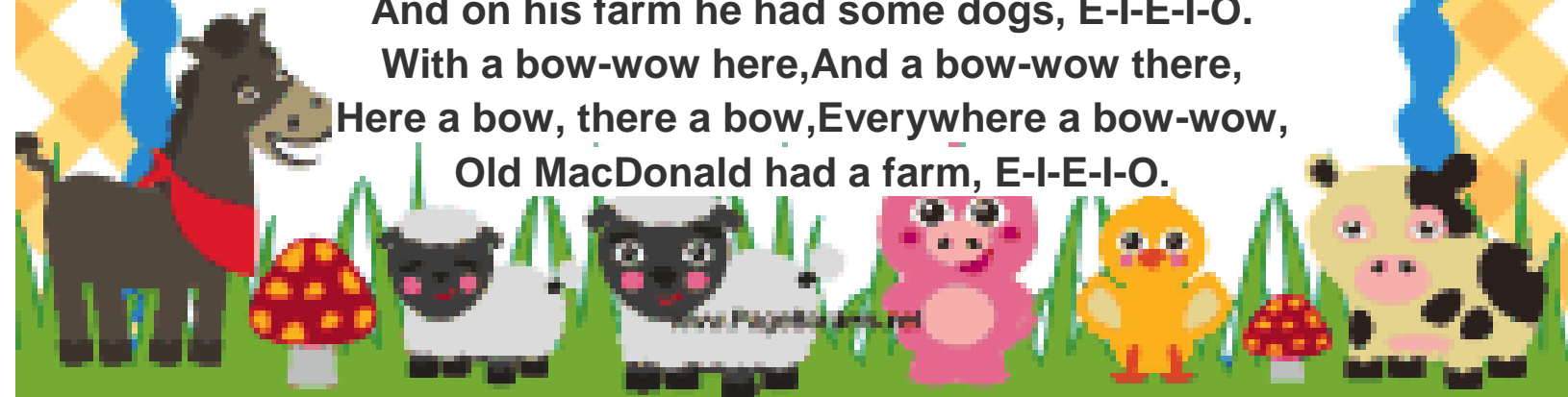
Old MACDONALD had a farm

Old MACDONALD had a farm E-I-E-I-O
And on his farm he had some cows E-I-E-I-O
With a moo moo here, And a moo moo there
Here a moo, there a moo, Everywhere a moo moo
Old MacDonald had a farm E-I-E-I-O

Old MACDONALD had a farm E-I-E-I-O
And on his farm he had some pigs E-I-E-I-O
With an oink oink here, And an oink oink there
Here an oink, there an oink, Everywhere an oink oink
Old MacDonald had a farm E-I-E-I-O

Old MacDonald had a farm, E-I-E-I-O.
And on his farm he had some chicks, E-I-E-I-O.
With a chick chick here, And a chick chick there,
Here a chick, there a chick, Everywhere a chick chick,
Old MacDonald had a farm, E-I-E-I-O.

Old MacDonald had a farm, E-I-E-I-O.
And on his farm he had some dogs, E-I-E-I-O.
With a bow-wow here, And a bow-wow there,
Here a bow, there a bow, Everywhere a bow-wow,
Old MacDonald had a farm, E-I-E-I-O.



Feelings Trace and Match

Trace and read the words then draw a line to the person with that emotion.

sad



scared



happy



surprised




mad

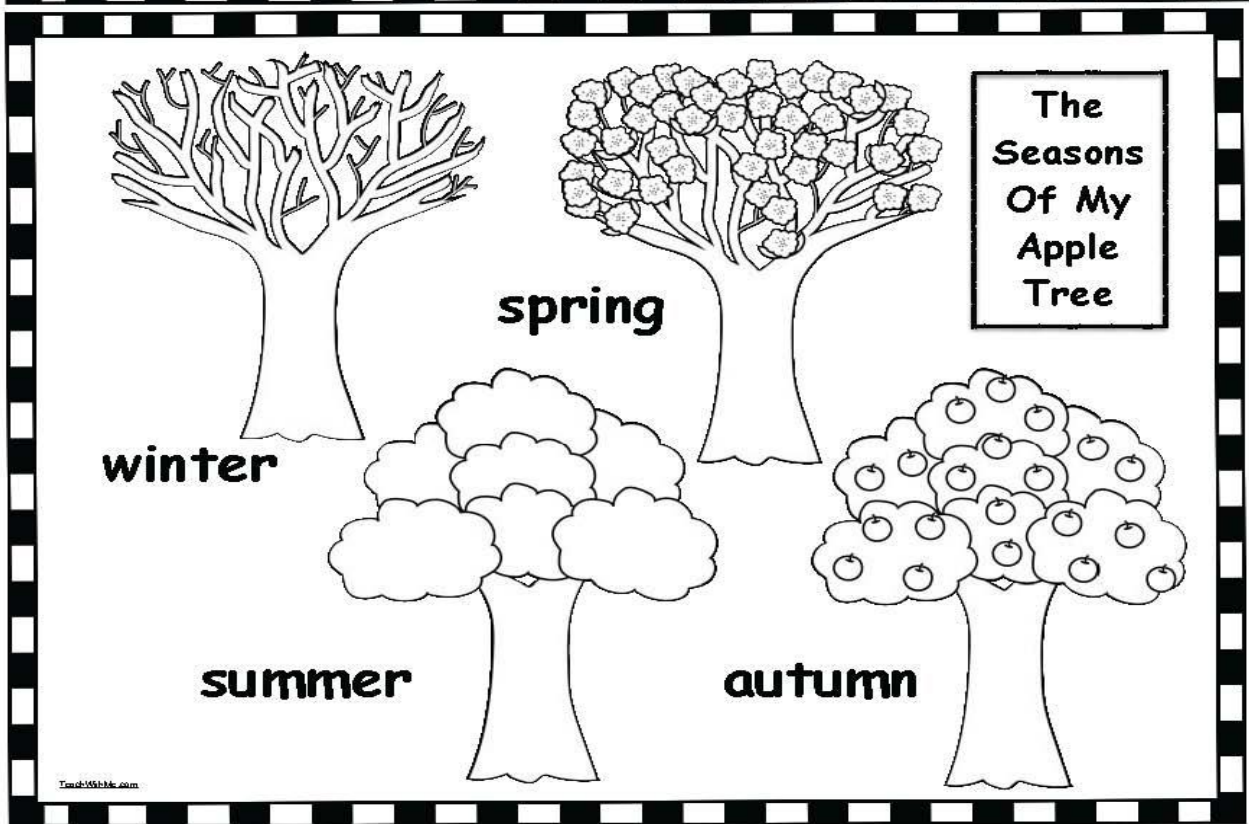
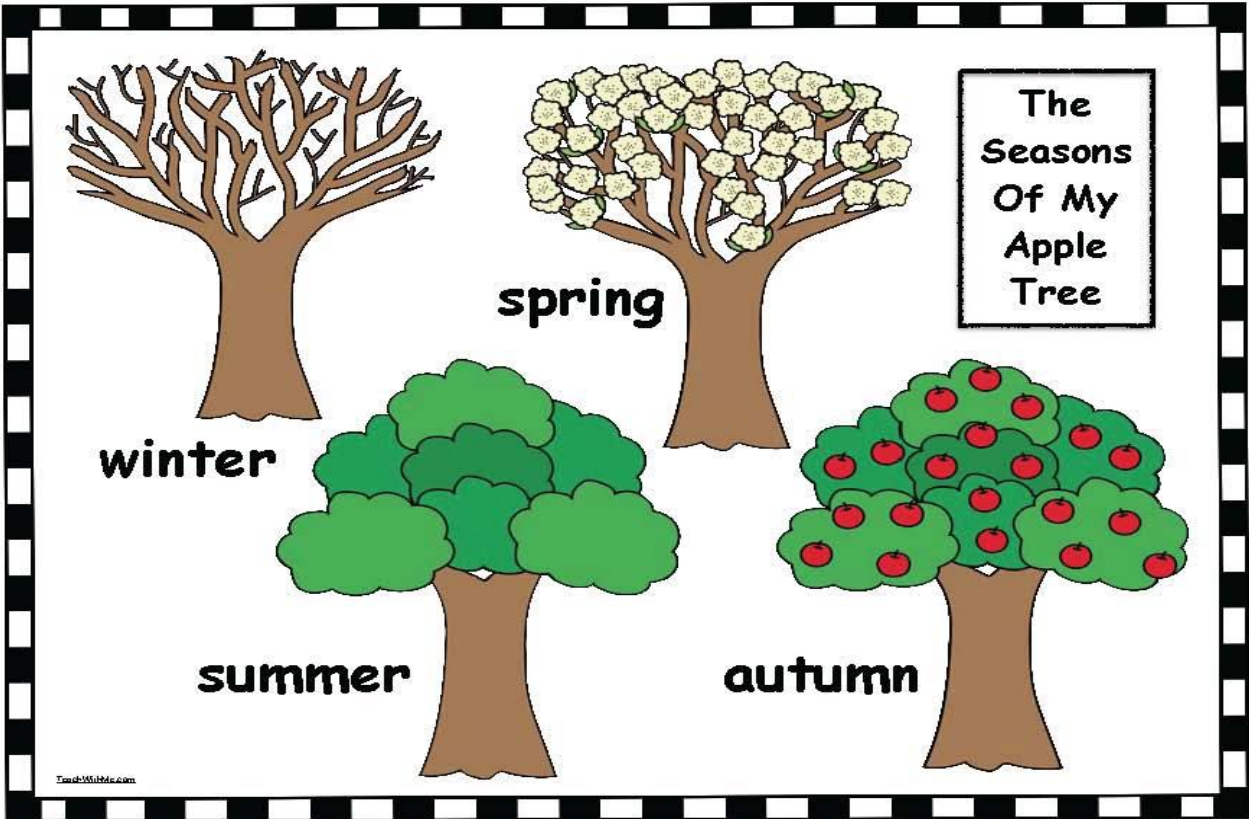




Colour the birds



Observe and colour the same



PARENT-TEACHER PAGE

Cut the face of the tiger and make a mask



BLANK

PAGE

Match the body parts with their drawings

EARS



TONGUE



EYES




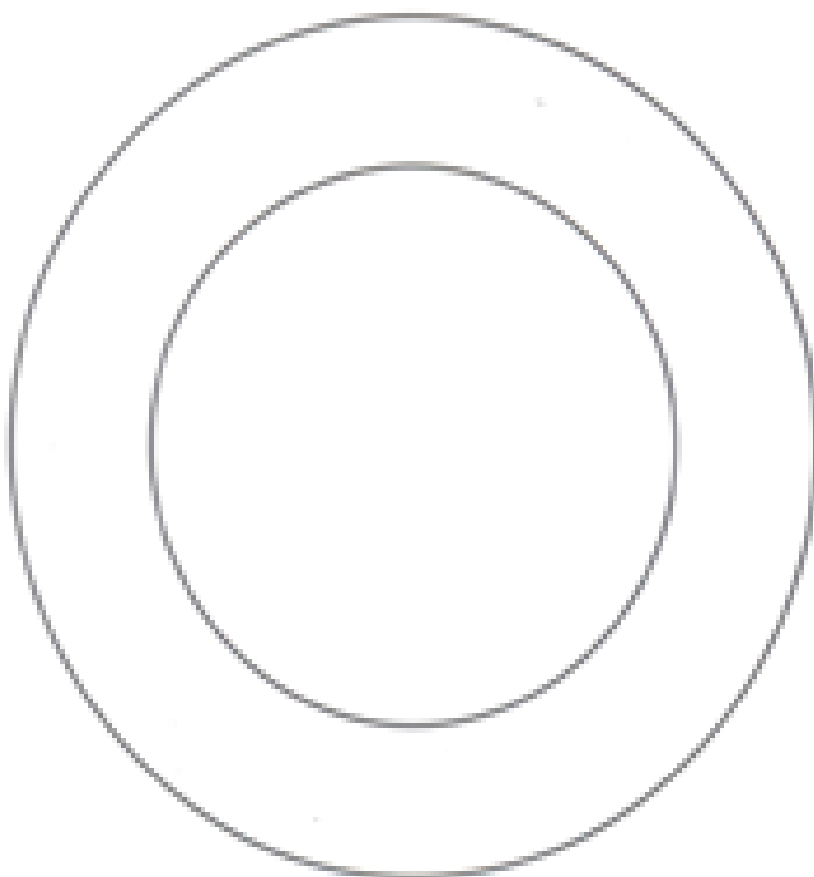

NOSE



Colour the fruits



DRAW YOUR FAVORITE FRUIT OR VEGITABLE IN THE PLATE




Colours

Orange 


Green 

White 


Red 

Grey 

Pink 

Black 

Yellow 

Blue 

Brown 

Purple 

Wheels on the Bus

The wheels on the bus go round and round,
round and round,round and round.
The wheels on the bus go round and round,all day long!

The people on the bus go up and down,
up and down, up and down.
The people on the bus go up and down,all day long!

The dogs on the bus go bow, wow, wow,
bow, wow, wow, bow, wow, wow.
The dogs on the bus go bow, wow, wow, all day long!

The driver on the bus says move on back,
move on back, move on back.
The driver on the bus says, move on back, all day long!

The baby on the bus says wah, wah, wah,wah,
wah, wah, wah, wah, wah.
The baby on the bus says wah, wah, wah,all day long!

The mommy on the bus says shh, shh, shh,shh,
shh, shh, shh, shh, shh.
The mommy on the bus says shh, shh, shh,all day long!

The wheels on the bus go round and round,round
andround,round and round.
The wheels on the bus go round and round,all day long!



COLOUR THE TRAFFIC SIGNALS

Traffic lights sign




STOP: RED COLOUR

WAIT: YELLOW COLOUR

GO: GREEN COLOUR

Sequence the pictures in order of 1 to 4.





Copy the name of the body parts below:

1.....

2.....

3.....

4.....

5.....

6.....

7.....

8.....

9.....

10.....

11.....

12.....

13.....

14.....

15.....

16.....

17.....


18.....

तितली रानी

तितली रानी तितली रानी इतने सुंदर
पंख कहाँ से लाई हो
क्या तू कोई शहज़ादी हो
परी लोक से आई हो
फूल तुम्हें भी अच्छे लगते
फूल हमें भी भाते हैं
वो तुमको कैसे लगते
जो फूल तोड़ ले जाते हैं
फूल तुम्हें भी अच्छे लगते
फूल हमें भी भाते हैं
वो तुमको कैसे लगते
जो फूल तोड़ ले जाते हैं
तितली रानी तितली रानी इतने सुंदर
पंख कहाँ से लाई हो



Match the Butterflies with their Shadows




रंग भरों :



Write over the dotted lines

The grid consists of 10 rows and 6 columns of dotted lines. The first two rows feature simple semi-circular dotted lines. The remaining eight rows feature dotted lines that form a 'C' shape with a vertical line on the right side, intended for tracing and writing practice.

Write over the dotted lines



हाथी राजा

हाथी राजा कहाँ चले
सूंड हिलाकर कहाँ चले
हाथी राजा कहाँ चले
सूंड हिलाकर कहाँ चले
मेरे घर भी आओ ना
हलवा पूरी खाओ ना
मेरे घर भी आओ ना
हलवा पूरी खाओ ना
आओ बैठो कुर्सी पर
कुर्सी बोली चटर पटर
आओ बैठो कुर्सी पर
कुर्सी बोली चटर पटर
चटर पटर, चटर पटर



चित्र पहचान कर अध्यापक के साथ पढो.



अ



आ



इ



उ



अ - (A)

A as in Animal



अनार

Anaar
(Pomegranate)

Steps to write the letter "अ"



अ अ अ अ अ अ अ



आ - (AA)


A as in Accident



आम


Aam
(Mango)

Steps to write the letter "आ"



आ आ आ आ आ आ आ

आ आ आ आ आ आ आ





इ - (I)

I as in India



इमली
Imali
(Tamarind)

Steps to write the letter "इ"



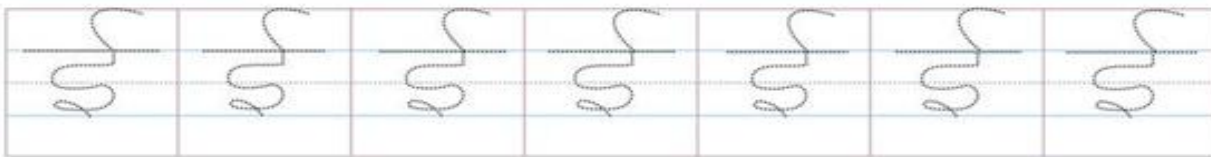


ई - (EE)

EE as in seen



ईख
Eekh
(Sugarcane)

Steps to write the letter "ई"



चित्र पहचान कर अध्यापक के साथ पढो.



उ



इ



ए



ऐ


उ - (U)

U as in put



उल्लू
Ulluu
(Owl)

Steps to write the letter "उ"



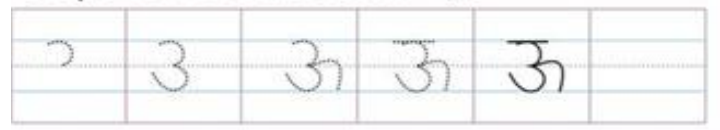
ऊ - (OO)

OO as in Spoon



ऊन
Oon
(wool)

Steps to write the letter "ऊ"



ए - (AE)

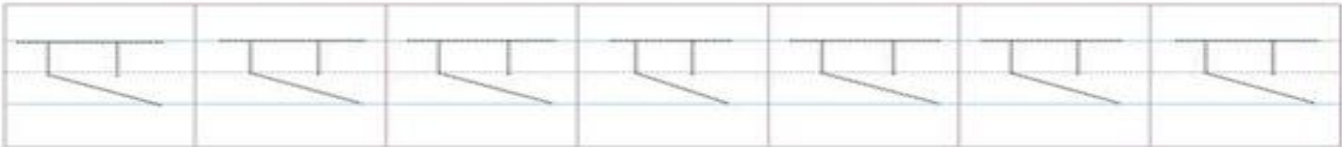
AE as in **Aerobics**



एक

Aek
(One)

Steps to write the letter "ए"



ऐ - (AAE)


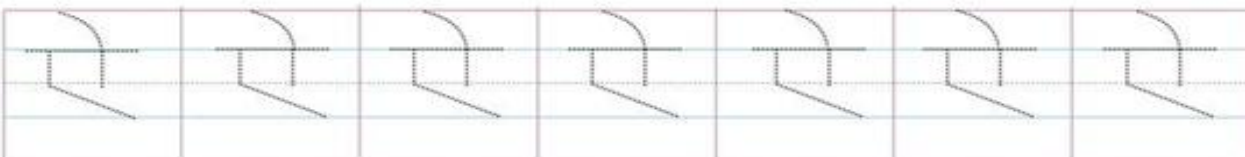
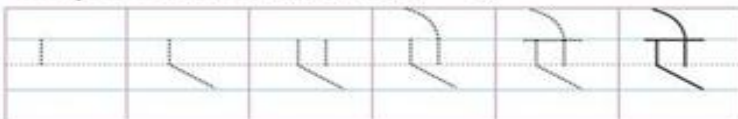
AAE as in **Ace**



ऐनक

Aenak
(Spectacles)

Steps to write the letter "ऐ"



चित्र पहचान कर अध्यापक के साथ पढो.

ओ




औ



अं



अः



ऋ

ओ - (O)

O as in Orange



Steps to write the letter "ओ"

3 3 आ ओ ओ ओ

ओस
Os
(Dew)

ओ ओ ओ ओ ओ ओ ओ

ओ ओ ओ ओ ओ ओ ओ

औ - (OW)

OW as in Cow



Steps to write the letter "औ"

3 3 आ औ औ औ

औषध
Owshadh
(Medicine)

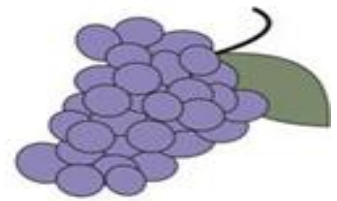
औ औ औ औ औ औ औ

औ औ औ औ औ औ औ



अं – (AM)

AM as in Umbrella



अंगूर
Angoor
(Grapes)

Steps to write the letter "अं"




अं अं अं अं अं अं अं

अं अं अं अं अं अं अं

अः – (AHA)

अः


Steps to write the letter "अः"



AHA
(Rare usage in English)

अः अः अः अः अः अः अः

अः अः अः अः अः अः अः

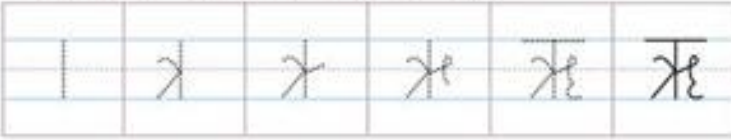


ऋ - (RI)

RI as in Rewind



Steps to write the letter "ऋ"



ऋषि

Rishi
(Sage)

ऋ ऋ ऋ ऋ ऋ ऋ ऋ

ऋ ऋ ऋ ऋ ऋ ऋ ऋ

Blank handwriting practice lines for the letter 'ऋ'.



आओ लिखें

अ --- आ --- इ --- ई ---

उ --- ऊ --- ए --- ऐ ---

ओ --- औ --- अं --- अः ---

ऋ ---






नाव

जल्दी जल्दी दौड़े आओ,
रंग बिरंगे कागज़ लाओ,
सुंदर सी एक नाव बनाकर,
मिलजुल कर उसको तैराओ,
खूब तेज़ चलती है नाव,
कभी न थकती अपनी नाव,
आगे आगे बढ़ती जाती,
पार हमें ले जाती नाव
आगे आगे बढ़ती जाती,
पार हमें ले जाती नाव

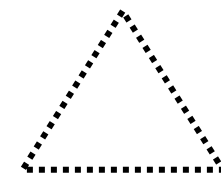
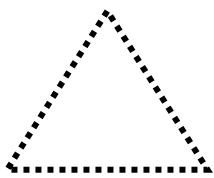
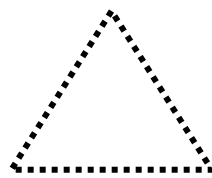
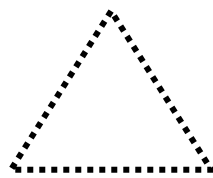
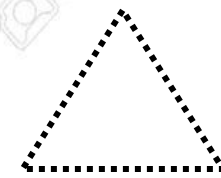
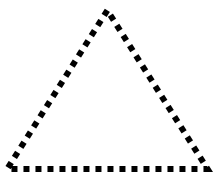
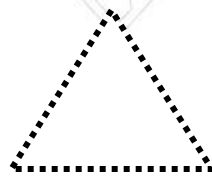
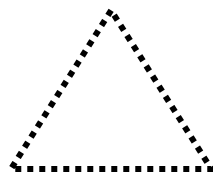
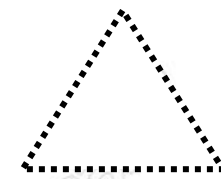
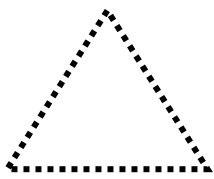
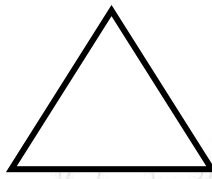
Match



बड़े चित्र में लाल और छोटे चित्र में हरा रंग भरो :




Write over the dotted lines






Draw the flag and fill colours



One

One Fire Engine



Say Trace and Write



Two

Two Parrots



Say Trace and Write



Three

Three Butterflies



Say Trace and Write




Four

Four Instruments




Say Trace and Write



5

FIVE



TRACE AND WRITE

5	5	5	5	5	5	5	5	5	5
5									



Six

Six Balls



Say Trace and Write

6	6	6				
6	6	6	6	6	6	6



Say Trace and Write



Seven

Seven Mugs



Say Trace and Write



Eight

Eight Cars

Nine

Nine Flags



Say Trace and Write



Now write 1 to 9 in the boxes.

Starting from 1 match 2 then 3 then 4 and so on...

Complete the drawing and fill colours.




Let us sing the
poem with the
teacher

One & Two....

**One & Two Go To Zoo
Three & Four Lion's Roar
Five & Six Monkey In A Fix
Seven & Eight Birds On A
Skate
Nine & Ten We All Had Fun**





Let us sing
the poem
with the
teacher

One & Two Buckle My Shoe

One & Two Buckle My Shoe
Three & Four Shut The Door
Five & Six Pick The Sticks
Seven & Eight Lay Them Straight
Nine & Ten A Big Fat Hen


One & Two Take The Glue
Three & Four Spread On The Door
Five & Six Take Your Pick
Seven & Eight Paste It Straight
Nine & Ten A Job Well Done


Ice Cream Dream

Draw the other half and colour the picture.

















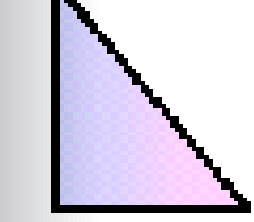






COLOUR THE CIRCLES





"Look out, we are shapes!"




I am a circle
You can see me everywhere
Like a full moon in the night
And the eyes of a teddy bear

I am a square
You can see me everyday
Like the tiles on the floor
And your pizza box I say!

I am a triangle
You have seen me I am sure
On the sail of a boat
And a pizza slice you know!


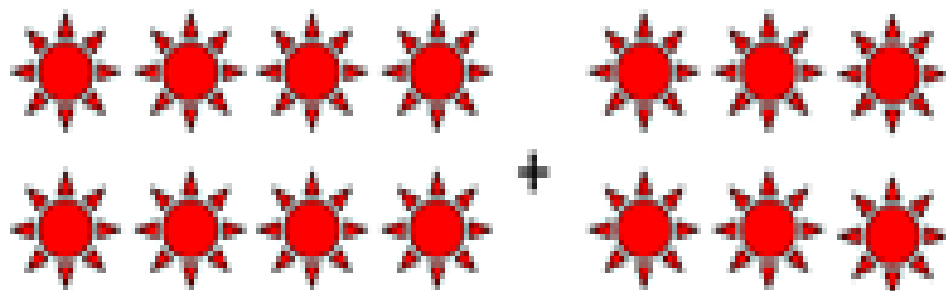
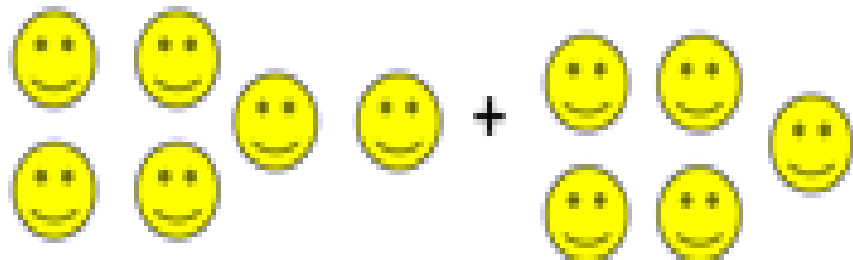
I am a rectangle
You have seen me oh you have
On your window on your door
And even in your microwave."

Add and draw the dots



Add the Pictures

Count, add the pictures and write your answer in the place holder:



चल मेरे घोड़े

चल मेरे घोड़े चल चल चल
चल मेरे घोड़े चल चल चल
ही ही कर के नहीं मचल
चल मेरे घोड़े चल चल चल
चल मेरे घोड़े चल चल चल
चल मेरे घोड़े चल चल चल
दायें चल या बाएँ चल
सीधे चल या उल्टे चल
दायें चल या बाएँ चल
सीधे चल या उल्टे चल
इधर उधर तू नहीं भटक
चल मेरे घोड़े चल चल चल
इधर उधर तू नहीं भटक
चल मेरे घोड़े चल चल चल
चल मेरे घोड़े चल चल चल



April

चित्र पहचान कर अध्यापक के साथ पढो.



क



ख



ग



घ

ङ

क - (KA)

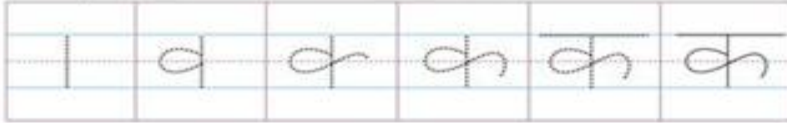
KA as in Cut



कबूतर

Kabootar
(Pigeon)

Steps to write the letter "क"




क क क क क क क

क क क क क क क

ख





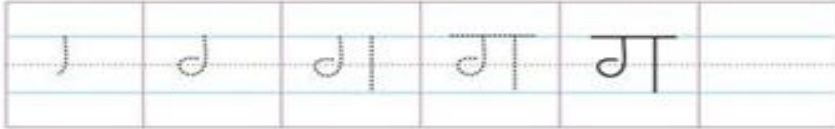
ग - (GA)

GA as in Gun



गदा
Gada
(Mace)

Steps to write the letter "ग"



ग ग ग ग ग ग ग

ग ग ग ग ग ग ग


घ - (GHA)

GHA as in Ghost



घडा
Ghadra
(Pail)

Steps to write the letter "घ"



घ घ घ घ घ घ घ

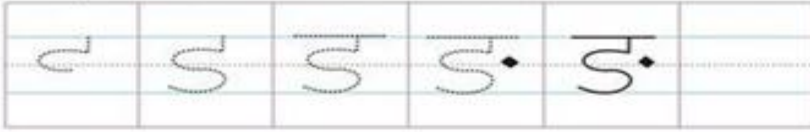
घ घ घ घ घ घ घ




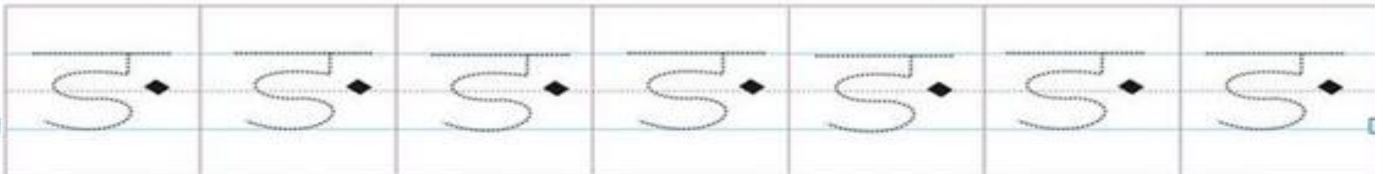
ङ – (NGA)

ङ

Steps to write the letter "ङ"



(Rare usage
in English)



बिल्ली मौसी

बिल्ली मौसी बिल्ली मौसी
कहो कहाँ से आई हो
बिल्ली मौसी बिल्ली मौसी
कहो कहाँ से आई हो
कितने चूहे मारे तुमने
कितने खाके आई हो
कितने चूहे मारे तुमने
कितने खाके आई हो

क्या बताऊँ शीला बहन
आज नहीं कुछ पेट भरा
एक ही चूहा खाया मैंने
वो भी बिलकुल सड़ा हुआ
एक ही चूहा खाया मैंने
वो भी बिलकुल सड़ा हुआ



चित्र पहचान कर अध्यापक के साथ पढो.



च



छ



ज



झ

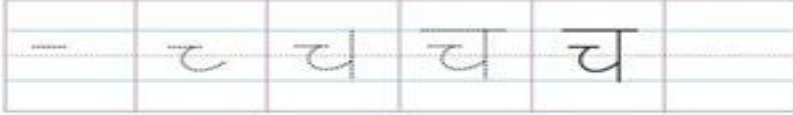
ञ

च - (CHA)

CHA as in Chair

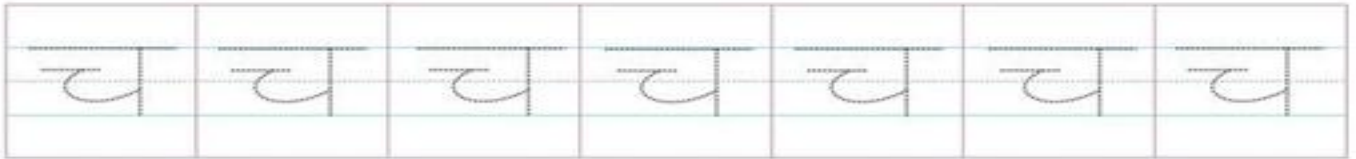


Steps to write the letter "च"



चम्मच
Chammach
(spoon)

च च च च च च च




छ - (CHCHA)

CHCHA as in Chart



Steps to write the letter "छ"



छतरी
Chhatari
(Umbrella)

छ छ छ छ छ छ छ




ज - (JA)
JA as in Jug



जग
Jag
(Jug)

Steps to write the letter "ज"



ज ज ज ज ज ज ज


ज ज ज ज ज ज ज

झ - (JHA)
JHA as in Jharkhand



झण्डा
Jhanda
(Flag)

Steps to write the letter "झ"



झ झ झ झ झ झ झ

झ झ झ झ झ झ झ

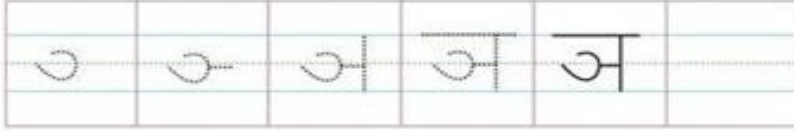


अ - (NJA)


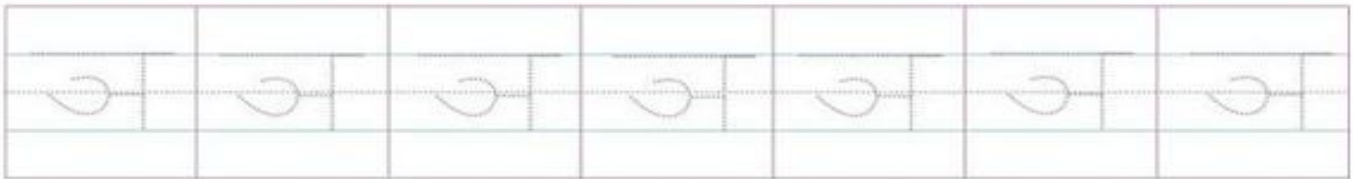
अ

(Nja)

Steps to write the letter "अ"



अ अ अ अ अ अ अ





अच्छा

रोज़ सवेरे उठना अच्छा

नित्य कर्म करना अच्छा

रोज़ सवेरे उठना अच्छा

नित्य कर्म करना अच्छा

ठीक समय पर पढ़ना अच्छा

नहीं किसी से लड़ना अच्छा

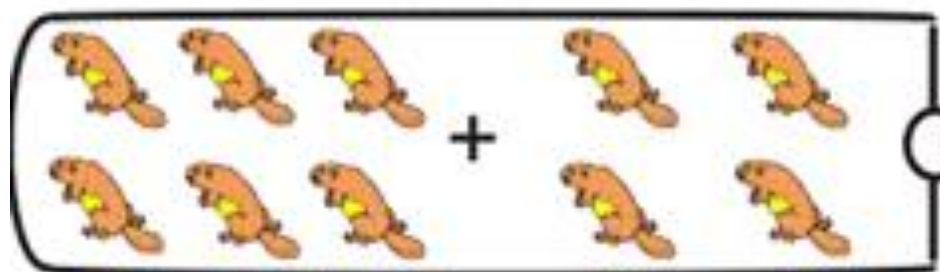
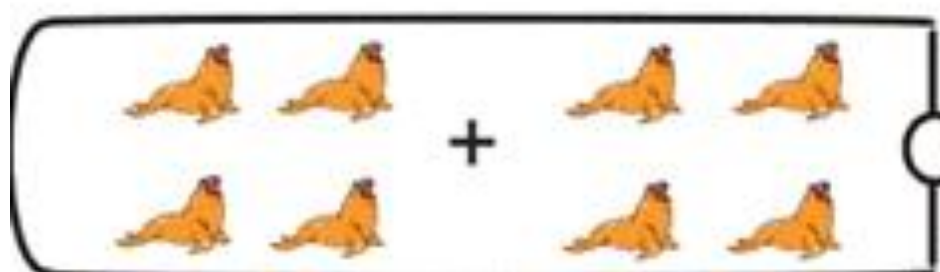
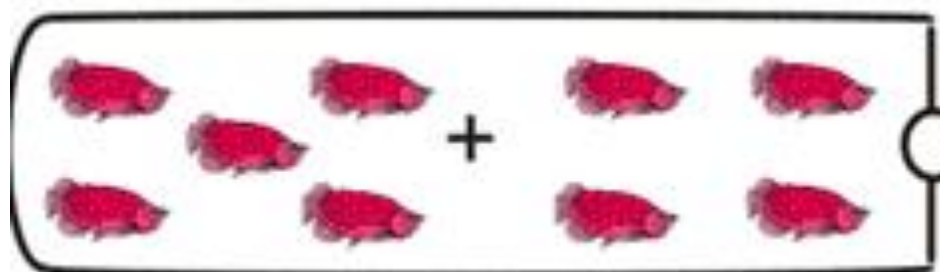
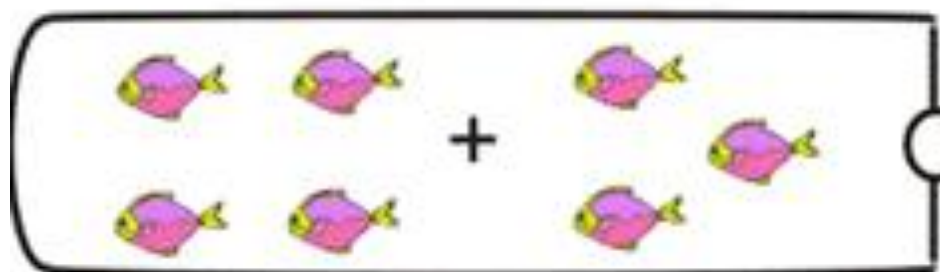
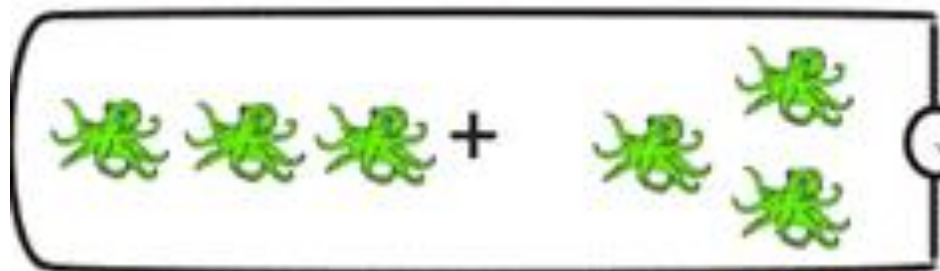
ठीक समय पर पढ़ना अच्छा

नहीं किसी से लड़ना अच्छा

नहीं किसी से लड़ना अच्छा



Pictures Addition With Sum up to 10.
Count, Sum and Draw Line to the correct number.



8

10

6

7

9



Addition, Subtraction, Counting - Worksheet 1

Solve addition or subtraction problems on the left, and draw line to match your answer with the same number of pictures on the right.

$3 + 6$



$7 - 2$



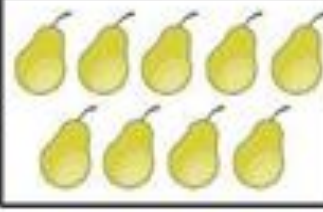
$4 + 3$



$10 - 4$



$2 + 8$



चित्र पहचान कर अध्यापक के साथ पढो.




ट - (TA)

TA as in Target



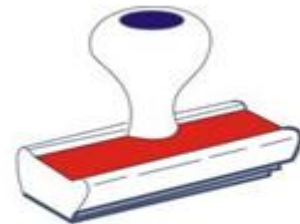
टमाटर
Tamatar
(Tomato)

Steps to write the letter "ट"



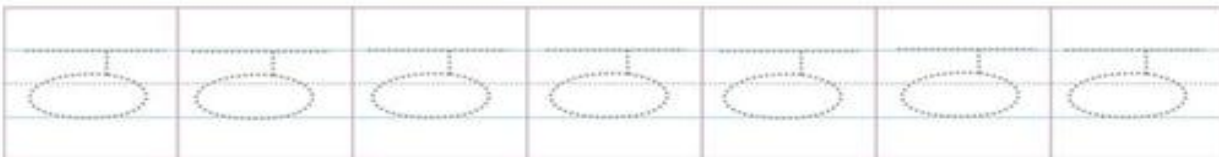
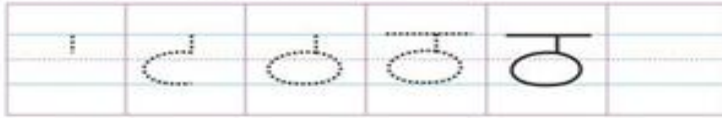
ठ - (TTA)

TTA as in Hut



ठप्पा
Thappa
(Stamp)

Steps to write the letter "ठ"



ड - (DA)

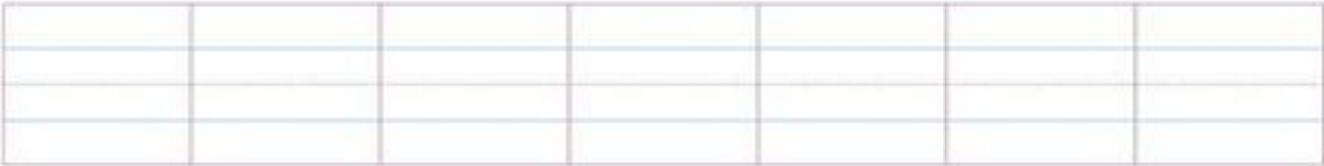
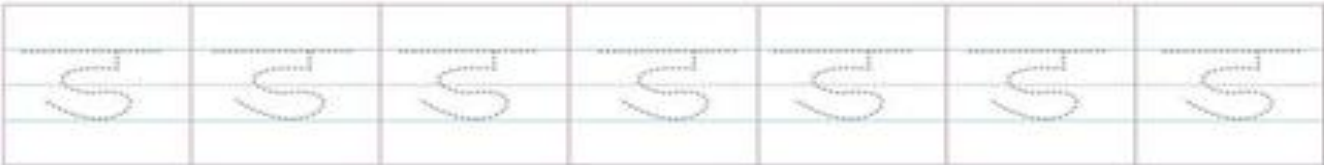
DA as in Dark



डमरू

Damaroo
(Drum)

Steps to write the letter "ड"



ढ - (DDA)


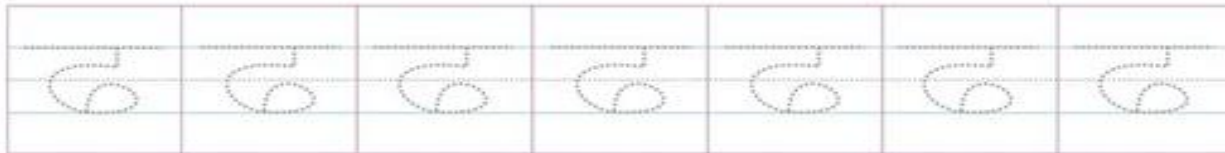

DDA as in Red



ढक्कन

Dhakkan
(Lid)

Steps to write the letter "ढ"

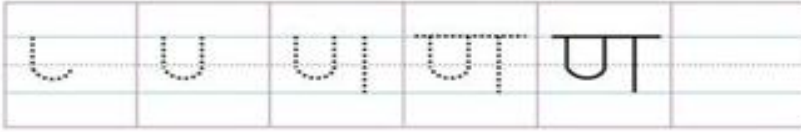


ण - (NHA)

NHA as in Communal





Steps to write the letter "ण"








बाण

Bhan
(Arrow)




Colour the larger one



August

Colour the number of birds, count the number and write in the circle

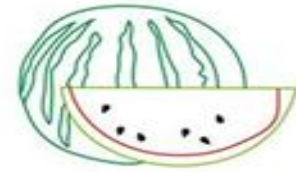


चित्र पहचान कर अध्यापक के साथ पढो.



त - (TTA)

TTA as in Tamil



तरबूज

Tarbuj
(Watermelon)

Steps to write the letter "त"



त त त त त त त

त त त त त त त

थ - (THTHA)

THTHA as in Thaw



थरमस

Tharmos
(Thermos)

Steps to write the letter "थ"



थ थ थ थ थ थ थ

थ थ थ थ थ थ थ



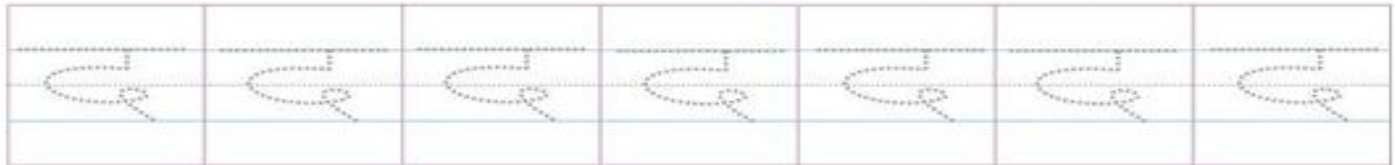

द — (DHA)

DHA as in **Datura**



दरवाजा
Darwaza
(Door)

Steps to write the letter "द"



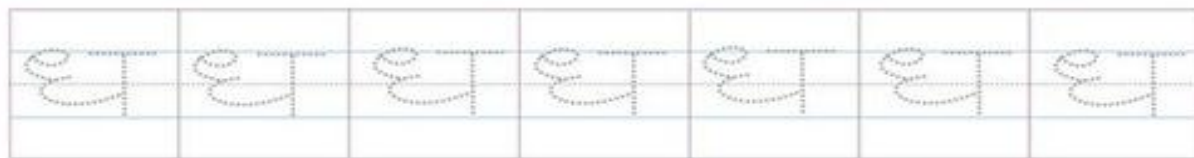
ध — (DHDHA)

DHDHA as in **Dhal**



धनुष
Dhanush
(Bow)

Steps to write the letter "ध"



न — (NA)

NA as in Nut




Steps to write the letter "न"



नल

Nal
(Tap)



Find the way : How Santa will reach the boys and take him to the gift house.



सही रंग मिलाओ

लाल

नीला

पीला


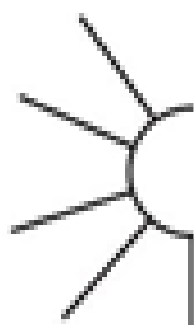
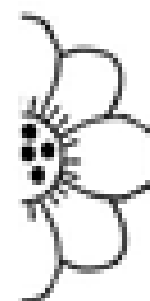



हरा

काला

सफ़ेद



Draw a line to connect each picture with its other half.



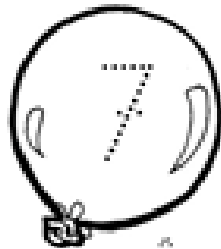
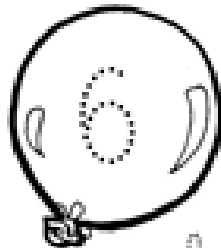
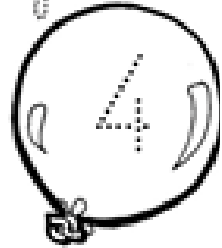
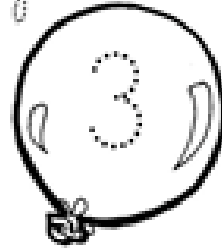
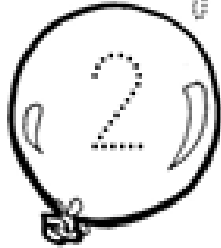
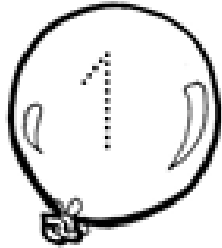
Rainbow Colours

red

orange

yellow

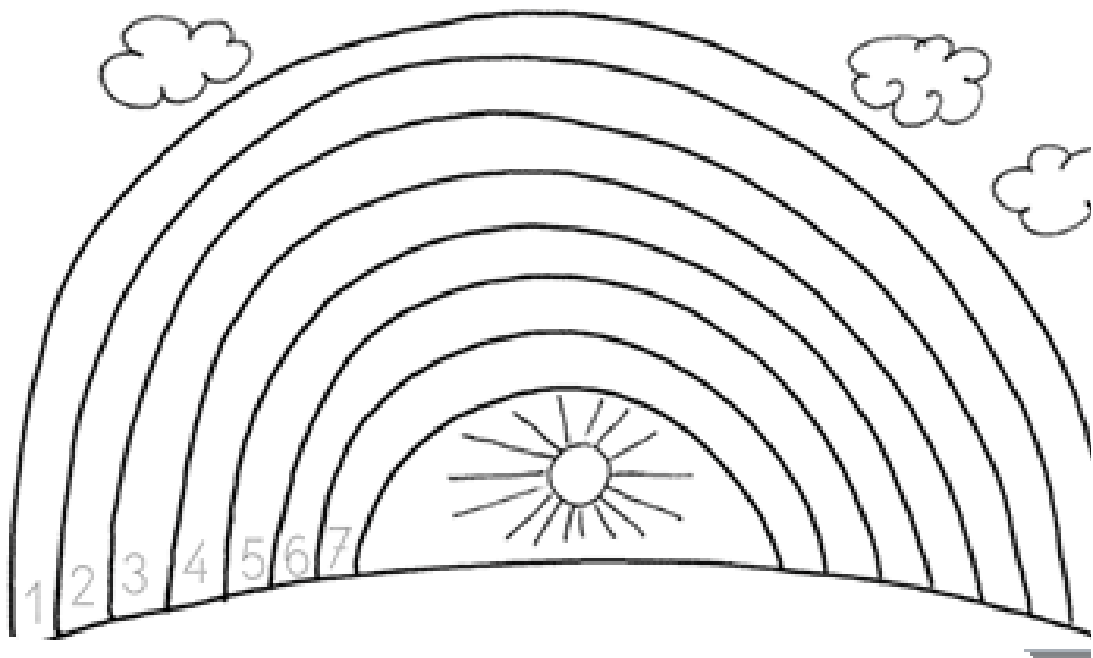
green



blue

indigo

violet



चित्र पहचान कर अध्यापक के साथ पढो.



प



फ



ब



भ



म

प — (PA)

PA as in Pacific




पत्ता

Patta
(Leaf)

Steps to write the letter "प"




प प प प प प प



फ — (PHA)

PHA as in Alpha



फल

Phal
(Fruits)

Steps to write the letter "फ"



फ फ फ फ फ फ फ



ब - (BA)

BA as in Banana



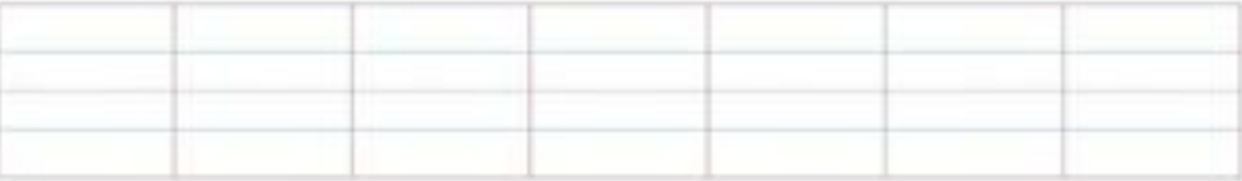
बस

Bus
(Bus)

Steps to write the letter "ब"



ब ब ब ब ब ब ब



भ - (BHA)

BHA as in Bharat





भवन

Bhavan
(Building)

Steps to write the letter "भ"




भ भ भ भ भ भ भ




म — (MA)

MA as in Machine




मछली
Machhali
(Fish)

Steps to write the letter "म"



म म म म म म म





तोता

तोता हूँ मैं तोता हूँ
हरे रंग का होता हूँ

चोंच मेरे लाल है
सुंदर सुंदर चालहाई
बागों में मैं जाता हूँ
मीठे फल मैं खाता हूँ
बागों में मैं जाता हूँ
मीठे फल मैं खाता हूँ
देख देख माली के बेटे
पत्तों में छुप जाता हूँ
देख देख माली के बेटे
पत्तों में छुप जाता हूँ
तोता हूँ मैं तोता हूँ



हरे रंग का होता हूँ
तोता हूँ मैं तोता हूँ
हरे रंग का होता हूँ
तोता हूँ मैं तोता हूँ
हरे रंग का होता हूँ



य — (YA)

YA as in Royal



यज्ञ
Yagya
(Yagna)

Steps to write the letter "य"



य य य य य य य



र — (RA)

RA as in Rub



रस्सी
Rassi
(Rope)

Steps to write the letter "र"



र र र र र र र

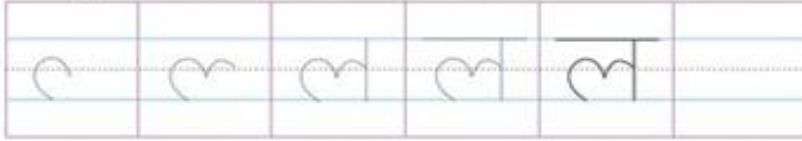


ल - (LA)

LA as in Lunch



Steps to write the letter "ल"



लकड़ी

Lakdi
(Wood)

ल ल ल ल ल ल ल

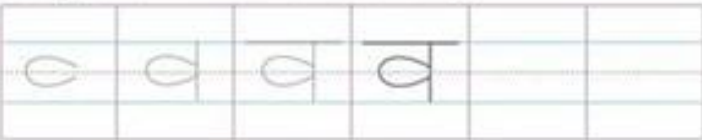


व - (VA)

VA as in Vanilla



Steps to write the letter "व"



वर्षा

Varsha
(Rain)

व व व व व व व



चित्र पहचान कर अध्यापक के साथ पढो.



श

— (SHA)

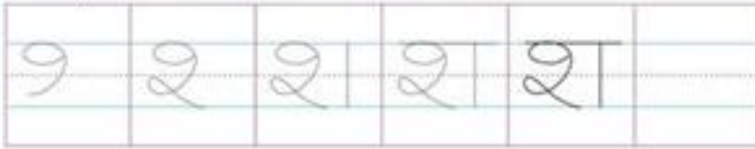
SHA as in Shut



शलगम

Shalgam
(Turnips)

Steps to write the letter "श"



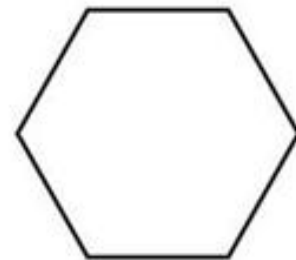
श श श श श श श



ष

— (SSHHA)

SSHHA as in Shutter



षटकोण

Shatkon
(Hexagon)

Steps to write the letter "ष"



ष ष ष ष ष ष ष



स




ह





Starting from 1 match 2 then 3 then 4 and so on...

Complete the drawing and fill colours.



चित्र पहचान कर अध्यापक के साथ पढो.



त्र — (TRA)

TRA as in Thrush

Steps to write the letter "त्र"



त्रिशूल
Trishul
(Trident)


त्र त्र त्र त्र त्र त्र त्र



क्ष — (KSHA)

KSHA as in Rikshaw

Steps to write the letter "क्ष"



क्षत्रिय
Kshatriya
(Soldier)

क्ष क्ष क्ष क्ष क्ष क्ष क्ष



ज्ञ — (GNYA)


ज्ञ

Steps to write the letter "ज्ञ"



Gnya

ज्ञ ज्ञ ज्ञ ज्ञ ज्ञ ज्ञ ज्ञ



आओ लिखें

क --- ख --- ग --- घ --- ङ ---

च --- छ --- ज --- झ --- ञ ---

ट --- ठ --- ड --- ढ --- ण ---

त --- थ --- द --- ध --- न ---

प --- फ --- ब --- भ --- म ---

य --- र --- ल --- व ---





श --- ष --- स --- ह ---












Vertical Subtraction

Read the problem. Draw a line through the correct number of objects. Write the answer under the line.

Example

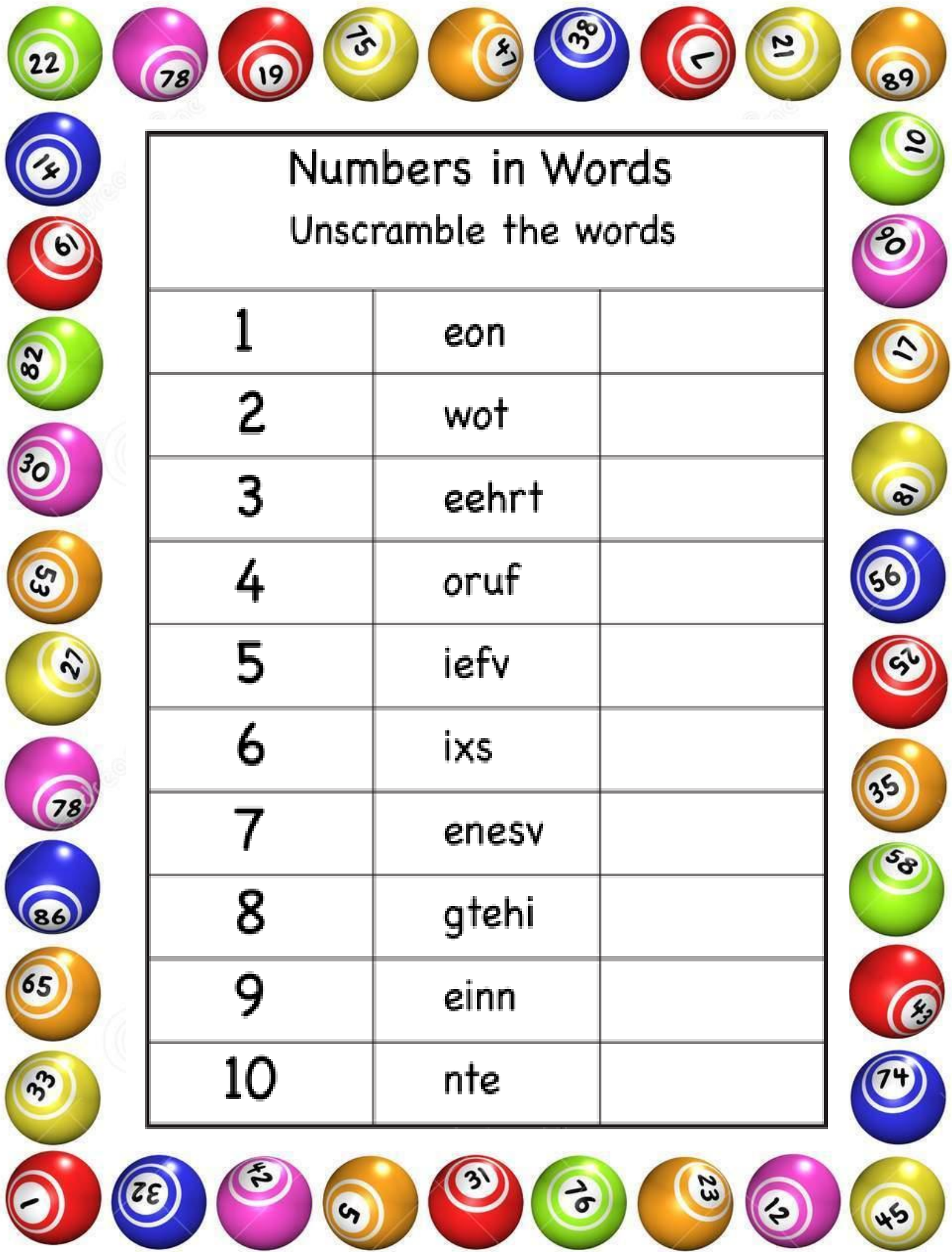

$$\begin{array}{r} 5 \\ - 2 \\ \hline \end{array}$$

$$\begin{array}{r} 9 \\ - 3 \\ \hline \end{array}$$

$$\begin{array}{r} 6 \\ - 1 \\ \hline \end{array}$$

$$\begin{array}{r} 7 \\ - 7 \\ \hline \end{array}$$

$$\begin{array}{r} 10 \\ - 2 \\ \hline \end{array}$$

$$\begin{array}{r} 6 \\ - 5 \\ \hline \end{array}$$

$$\begin{array}{r} 3 \\ - 2 \\ \hline \end{array}$$

$$\begin{array}{r} 8 \\ - 7 \\ \hline \end{array}$$

$$\begin{array}{r} 6 \\ - 6 \\ \hline \end{array}$$

$$\begin{array}{r} 10 \\ - 10 \\ \hline \end{array}$$

$$\begin{array}{r} 9 \\ - 4 \\ \hline \end{array}$$

$$\begin{array}{r} 5 \\ - 2 \\ \hline \end{array}$$

$$\begin{array}{r} 3 \\ - 3 \\ \hline \end{array}$$

$$\begin{array}{r} 7 \\ - 1 \\ \hline \end{array}$$

$$\begin{array}{r} 8 \\ - 3 \\ \hline \end{array}$$

Numbers in Words

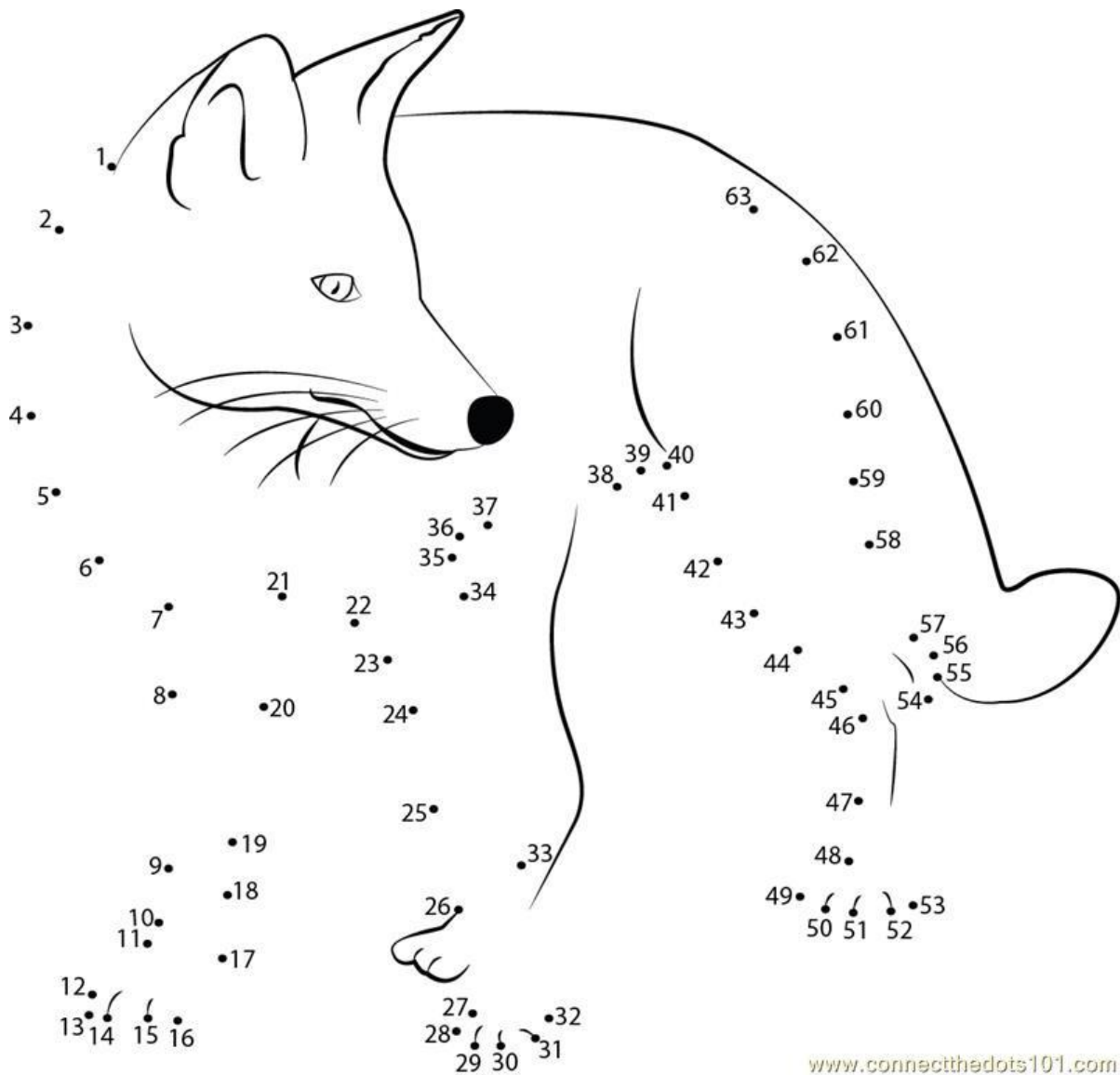
Unscramble the words

1	eon	
2	wot	
3	eehrt	
4	oruf	
5	iefv	
6	ixs	
7	enesv	
8	gtehi	
9	einn	
10	nte	

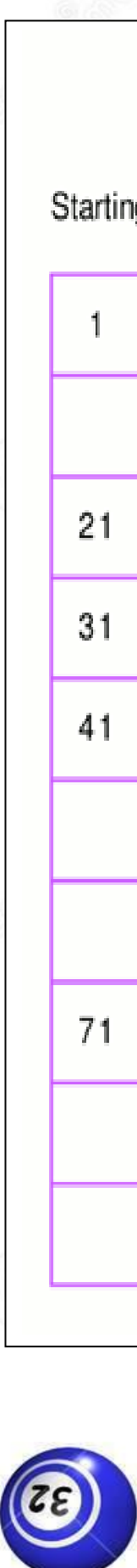


Starting from 1 match 2 then 3 then 4 and so on...

Complete the drawing and fill colours.



www.connectthedots101.com



Number Chart

Starting at 1, fill in the missing numbers.

1		3			6			9	10
		13			16				20
21	22				26	27	28		30
31		33	34	35		37	38	39	40
41	42			45	46				50
							58		60
			64		66			69	70
71		73			76	77	78		
				85		87	88		90
	92			95	96	97	98		



INDEX - A

Subject: *English and EVS*

Page no.: to

Name of the student:.....

Roll no:..... Class: I Section :....

Subject teacher:.....

Class teacher:

Week	Page number covered	Grade (As per the performance of the student during the week)	Teacher's sign	HM's sign
1 st				
2 nd				
3 rd				
4 th				
5 th				
6 th				

Teacher

HM

Principal

INDEX - B

Subject: Math and Hindi

Page no.: to

Name of the student:.....

Roll no:.....

Class: I Section :.....

Subject teacher:.....

Class teacher:

Week	Page number covered		Grade (As per the performance of the student during the week)	Teacher's sign	HM's sign
	From	To			
1 st					
2 nd					
3 rd					
4 th					
5 th					
6 th					

Teacher

HM

Principal